

MANUAL BOOK

MANUAL OF BEHAVIOR SIMULATION BASED ON AUGMENTED REALITY

CASE
Whistle-Blower :
Hero or Prize Hunter?



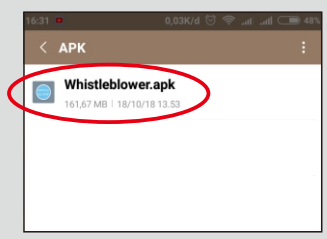
By :

Dr. Ratna Candra Sari, M.Si, CA
Prof. Mahfud Sholihin, Ph.D



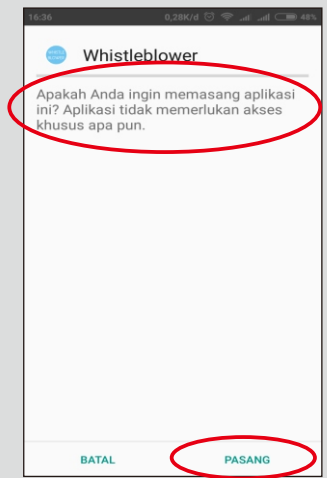
INSTALL THE APPLICATION

Step 1



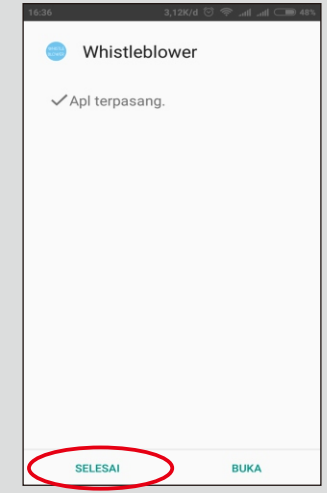
Open Whistleblower. apk file on your Smartphone.

Step 2



Choose "Install" on the button on the right, then wait for the application to finish installing.

Step 3



You can choose "Done" to return to the homepage or "Open" to directly open the application


MARKER 3



MARKER 3 SHOWS THE END OF THE STORY

STARTING THE APPLICATION

OPEN THE APPLICATION



Open the application by pressing the application icons

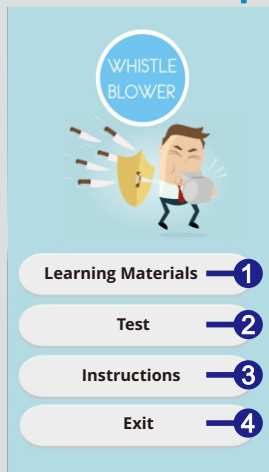


After pressing the icons a page like this will appear.




Press the icons again and the main page of the applications will appear.

MAIN PAGE



- 1 Tap the "Learning Materials" button to start marker AR scanner
- 2 Tap the "Test" button to open test page of a question
- 3 Tap the "Instruction" button to open instruction page
- 4 Tap the "Exit" button to exit from application

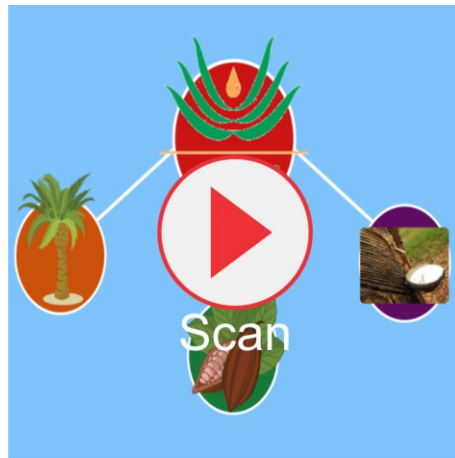
MARKER 2




MARKER 2 ETHICS CASE SHOWS THAT OCCURRED IN THE COMPANY

STARTING BEHAVIOR SIMULATION
BASE ON AR


MARKER 1




MARKER 1 SHOWS GENERAL INFORMATION OF THE COMPANY



- 1 By tapping the "Material" button on the main page menu, you will see the camera smartphone ON.
- 2 After the camera smartphone ON, then navigate camera on marker to display Augmented Reality content.
- 3 make sure the lighting is enough and set the distance from the camera to the marker so that Augmented Reality can run.



- 4 When material is detected, then your smartphone screen will look like the picture on the side.
- 5 Then there is the video play button (A), tap the play video button to see video from the top of marker.



- 6 You can see the video, tap the video to pause the video and tap video to continue
- B** Tap "<<" button to return the homepage.

OTHER MENU

OTHER MENU APPLICATION "WHISTLE BLOWER"

Material : scan marker that have been provided to see the video about the material

Tes : Select a button to see the impact

WHISTLE BLOWER

If you become Vincent What are you doing?

A. To be Whistle Blower

B. Not Become Whistle Blower

Learning Materials

Test

Instructions

Exit

TEST MENU

Pilihan A
Menjadi Whistle Blower
(Menyerahkan dokumen kasus & diadili)

Pilihan B
Tidak menjadi Whistle Blower
(Melarikan diri ke luar negeri)

Dampak

Dampak

1 Menu "Test" Contains 2 options :
Do you want to be a Whistle Blower or Not

TEST MENU

Impact

Pilihan B
Tidak menjadi Whistle Blower
(Melarikan diri ke luar negeri)

This section will be showing the impact of each of the options to Stakeholder.

Impact

Pilihan B
Tidak menjadi Whistle Blower
(Melarikan diri ke luar negeri)

Impact if not become Whistleblower

- Family
- Government
- People
- Stockholder
- Employee
- Management
- Board of Directors

This section will be showing the impact of each of the options to :

- Family
- Government
- People
- Stockholder
- Employee
- Management
- Board of Directors